



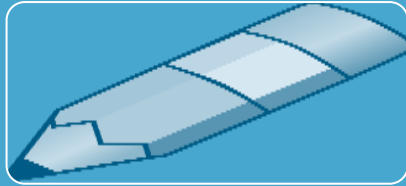
# TECHNICAL ASSISTANCE TO THE MLSW

ON DEVELOPING THE MONITORING FRAMEWORK FOR ITS  
EMPLOYMENT AND SOCIAL WELFARE STRATEGIES

APRIL – MAY 2018

Prepared by: Besim Hoxha

# SUMMARY OF ASSIGNMENT



Assignment Description



Assignment Methodology



Assignment Deliverables



Next Steps

Taking Stock  
& Planning  
for the Future

# TAKING STOCK -> DELIVERING SOLUTIONS

 Stock Taking on Strategic Planning Framework

 Stock Taking on Monitoring Framework

 Insight into the Sector Strategy 2018-2020

 Insight into the Youth Employment Action Plan

 Steps in Developing the Monitoring Framework

 Monitoring Plan & Template

 Next Steps

Taking Stock  
& Planning  
for the Future

# STRATEGIC PLANNING FRAMEWORK



Taking Stock  
& Planning  
for the Future

# STRATEGIC PLANNING & MONITORING



What do we want to achieve



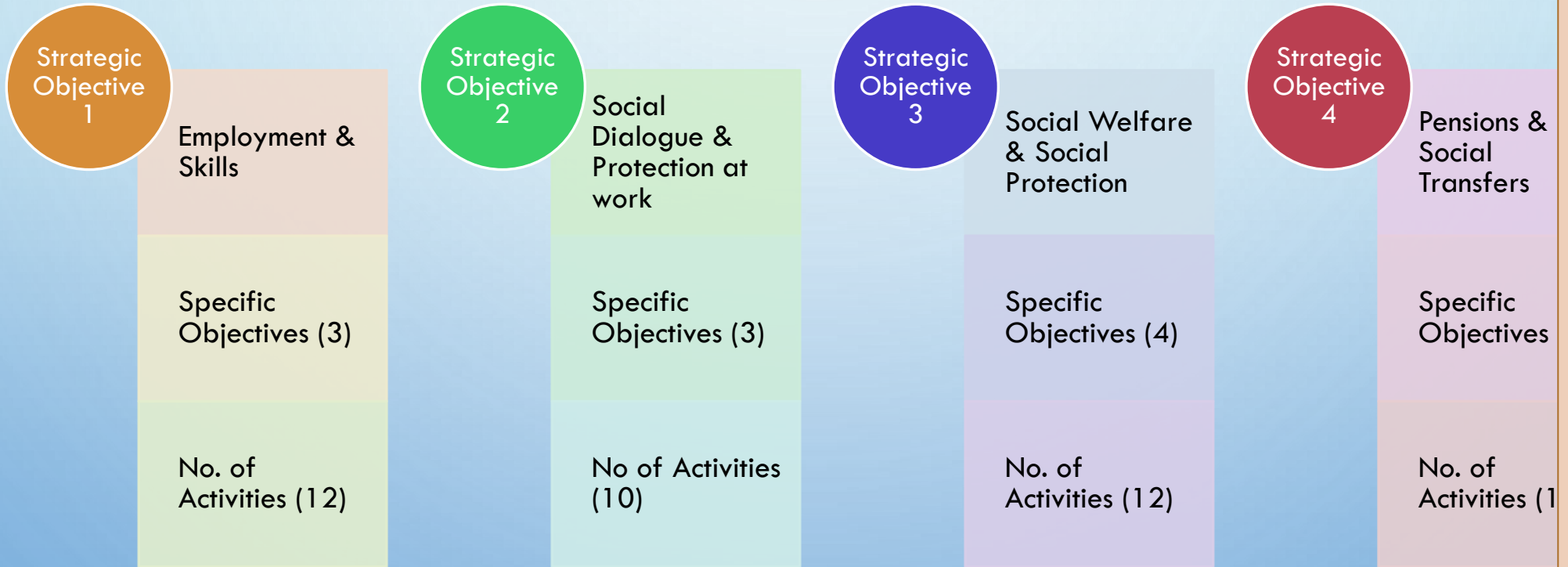
Where we are



Where do we want to be

Taking Stock  
& Planning  
for the Future

# SECTOR STRATEGY 2018-2020 PANORAMA



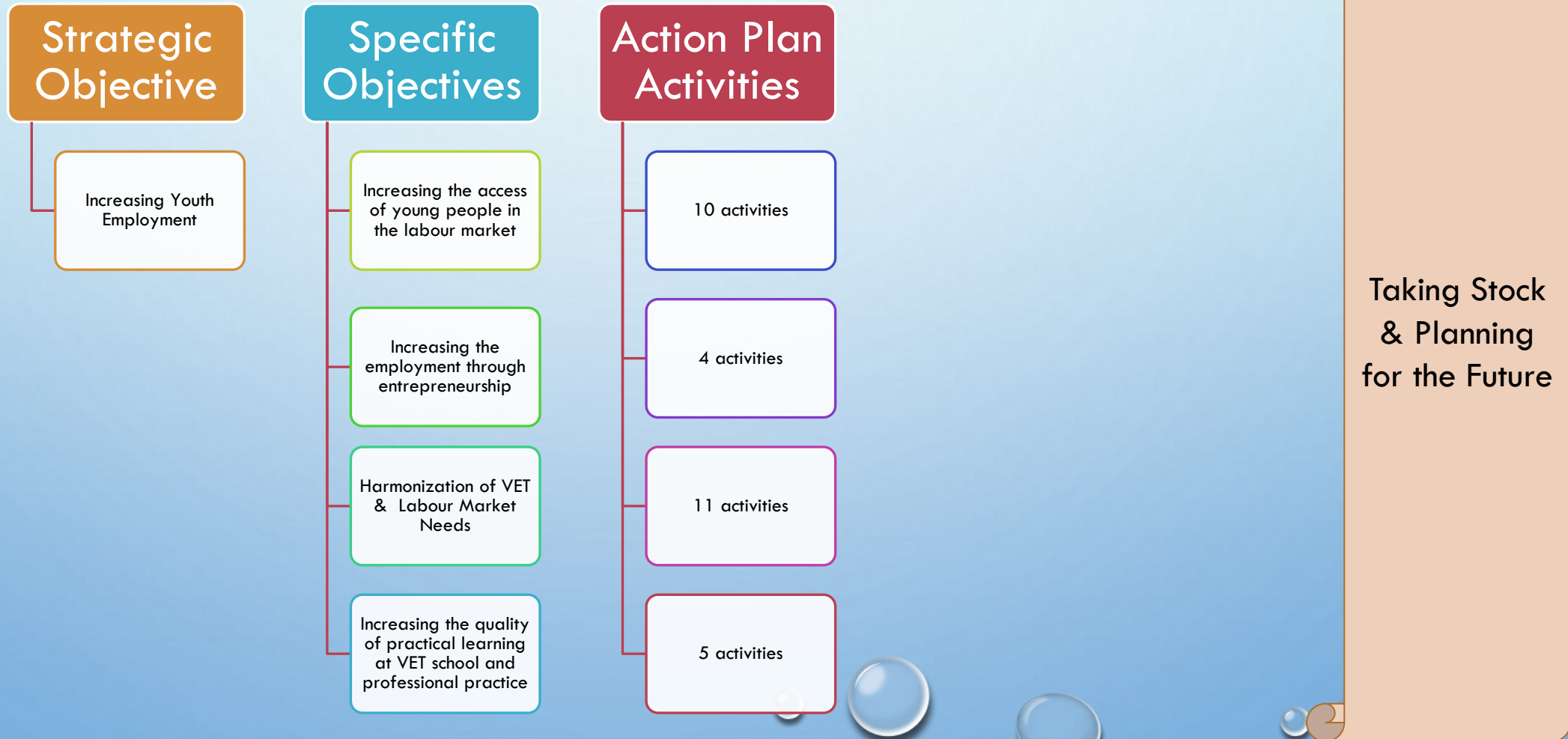
Taking Stock  
& Planning  
for the Future

# SECTOR STRATEGY & KEY INDICATORS

Thematic Group	Strategic Objective	Overarching Indicator	Baseline	Target
Employment and Vocational Training	<b>Reduce inactivity, increase of employment, develop skills in line with labour market demands and better labour market management+</b>	Unemployment Rate		
Social Dialogue and Labour:	<b>Improvement of work conditions and reducing informal employment through strengthening oversight mechanisms and strengthening the social dialogue;</b>	Poverty Rate		0.0
Social Welfare, Social Policies and Social Services	<b>Improving social welfare through expanding and increasing the quality of protection and social and family services, having special focus on groups in need and gender equality</b>	Poverty Rate of Elderly People	?	?
Pensions & Transfers	<b>Realization of rights to benefits for pensioners and pensioners of war categories through the development of a sustainable pension system, harmonization of the legal framework and institutional, human and technological capacity building</b>	?	?	?

Taking Stock & Planning for the Future

# YOUTH EMPLOYMENT ACTION PLAN - PANORAMA





# STEPS IN DEVELOPING THE MONITORING FRAMEWORK

## Understanding the Types of Monitoring

- Results Monitoring
- Process / Activity

## Understanding the Types of Indicators

- Input
- Output

## Classifying & Categorising Monitoring Indicators

- Sector KPIs
- Operational KPIs

## Developing the Dashboard/Scoreboard of Monitoring Indicators

- Screening the Strategy
- Screening the Action Plan

## Planning the Monitoring & Gathering of Data Gathering

- Ministry Databases
- LFS, Surveys, Publications

## Developing & Implementing a Monitoring

- Standardised Monitoring
- Computerized Template

If you fail to plan, you are planning to fail!"  
Benjamin Franklin

# INVENTORY OF SECTOR STRATEGY 2018-2022 MONITORING INDICATORS

- [KEY SECTOR PERFORMANCE INDICATORS \(KPI\)](#)
- [OPERATIONAL INDICATORS \(KPI\)](#)

Taking Stock  
& Planning  
for the Future

# THE MONITORING TEMPLATE

## Strategy & Action Plan



**Plan**

Input Indicators

Output Indicators

Outcome Indicators

Impact Indicators

## Implementing & Monitoring



**Actuals / Facts**



## Evaluation

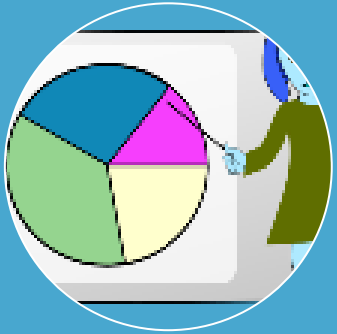


**Variance (Plan-Actuals)**



Are the inputs producing the planned Outputs

# THE MONITORING PLAN



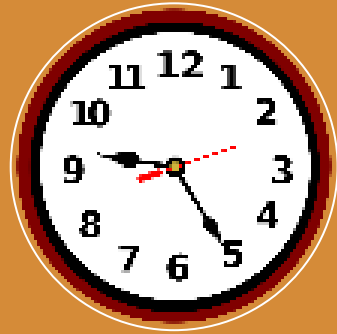
## What needs to be monitored

- objective of the monitoring plan
- expected outcome and indicators



## By whom and with whom

- assigned staff for monitoring
- description of roles and responsibilities



## When

- schedule of activities
- Timetable (January to June)



## How

- means of verification
- source of information



## How monitoring data will be used

- use of results in the policy cycle
- Budget Cycle & Budget Hearings (July - October)



# NEXT STEPS

- DATA COLLECTION
- INPUT OF DATA IN THE MONITORING TEMPLATE

The background is a light blue gradient with several realistic water droplets of various sizes scattered across it. The droplets have highlights and shadows, giving them a three-dimensional appearance. The text is centered in the middle of the frame.

**THANK YOU**

QUESTIONS & ANSWERS